

# 23MY ISUZU MU-X SPECIFICATIONS

## Engine

Series	Isuzu 4JJ3-TCX
Description	3.0 litre turbo-diesel, in-line 4-cylinder, DOHC, 16-valve with Diesel Particulate Diffuser (DPD)
Maximum torque	450Nm @ 1600→2600 rpm (automatic)
Maximum power	140kW @ 3600 rpm
Bore x stroke	95.4mm x 104.9mm
Displacement	2999cc
Compression ratio	16.3 : 1
Cylinder head	Isuzu-patent special aluminium alloy
Valve gear	Chain-driven dual overhead camshafts, roller rockers, 4 valves/cylinder
Induction	Electronic high pressure common rail direct fuel injection with VSS (Variable Swirl System) and intercooled electric control VGS (Variable Geometry System) turbocharger
Cylinder block	Cast iron upper with induction-hardened cylinder bores, cast alloy lower
Emission level	Euro 5
Alternator	120 amp with Intelligent Battery Sensor (IBS)

## Transmissions

Automatic	Aisin AWR6B45 II 6-speed with sequential shift and brake shift lock electronically controlled, tri-mode with Adaptive Logic Control and fuel-saving lock-up torque converter on gears 3, 4, 5 and 6 ► Uphill/Downhill Transmission Control: holds gear in varied-gradient ascents, selects gear on steep descents to hold speed with engine braking	
Ratios: 1	<b>6-speed Automatic</b>	
	1st	3.600
	2nd	2.090
	3rd	1.488
	4th	1.000
	5th	0.687
	6th	0.580
	Reverse	3.732
Final drive	4x2	3.727
	4x4	3.727
	Snorkelled diff breathers to increase fording depth and reduce mud blockage	
Transfer gearing	4x4 low-range	2.482
	4x4 high-range	1.000
4x4 system	"Rough Terrain Mode" and "Terrain Command" control with 'shift on the fly' 2-high↔4-high selection at up to 100km/h, 4-low with rear differential lock	
Drivetrain system	TCS (Traction Control System) on all model variants	

## Steering

Electric power steering with speed-sensing steering feel (light at low speed, heavy at high speed); tilt and telescopic adjustable steering wheel
Speed-sensitive variable capacity Electric power system; 3.84 turns lock-to-lock via tilt-adjustable steering wheel

## Chassis

Frame	Ladder frame chassis constructed with high-tensile steel with 9 crossmembers
Front suspension	Independent, high-ride, coil springs, gas shock absorbers, upper and lower wishbones, stabiliser bar
Rear suspension	Multi-link coil suspension, gas shock absorbers, stabiliser bar

## Axles

Front	Independent 4x4: fully floating with outer CV, inner double offset joints and equal length driveshafts. Rating: 1450kg
Rear	Rigid semi-floating banjo with hypoid final drive and dual tapered needle roller bearings. Rating: 1650kg

## Brakes

Anti-lock Brake System (ABS) with Electronic Brakeforce Distribution (EBD), Electronic Stability Control (ESC), Emergency Brake Assist (EBA), Traction Control System (TCS), Roll Over Mitigation, Hill Start Assist (HSA), Hill Descent Control (HDC) and Trailer Sway Control (TSC)
All models: 320mm dia. ventilated front discs with 2-piston calipers, 318mm dia. ventilated rear discs with 1-piston calipers
Power-assisted via 10" servo unit; central electrical switch park brake

## Wheels and Tyres

4x4 & 4x2 LS-M	17" x 7" alloy; 255 / 65 R17 All-Terrain
4x4 & 4x2 LS-U	18" x 7.5" alloy; 265 / 60 R18 Highway-Terrain
4x4 & 4x2 LS-T	20" x 7.5" alloy; 265 / 50 R20 Highway-Terrain
Spare	LS-M & LS-U Models: full size steel spare wheel LS-T Models: full size alloy spare wheel

## Service Plus

Warranty	For the ultimate peace of mind, every Isuzu MU-X comes standard with a comprehensive, bumper-to-bumper 6 years/150,000km warranty <sup>^</sup> .
Roadside Assistance	Enjoy up to 7 years Roadside Assistance <sup>^</sup> when you complete your scheduled services at a Participating Isuzu UTE Dealer.
Capped Price Servicing	As an owner you will get access to our Capped Price Servicing <sup>^</sup> Program. The CPS Program covers the first 7 Scheduled Services in line with the Scheduled Service Intervals.

<sup>^</sup>6 years/150,000km (whichever occurs first), for Isuzu UTE Vehicles with a Warranty Start Date on or after 1/1/19. Excludes trays & accessories. <sup>^</sup>The Roadside Assistance Program ("RSA Program") provides Coverage to RSA Eligible Vehicles (Private, ABN and Business Fleet Customers only) with a Warranty Start Date on or after 1/9/20 for a maximum of 7 years (unlimited kilometres). Initial 13 months Coverage provided from the Warranty Start Date. The Coverage will be reset for another 13 months from each date that a Participating Isuzu UTE Dealer conducts a Scheduled Service on the vehicle. For full terms & conditions visit [isuzuute.com.au/roadside-assistance-disclaimer](http://isuzuute.com.au/roadside-assistance-disclaimer). <sup>^</sup>The Capped Price Servicing Program ("CPS Program") applies to CPS Eligible Vehicles (excludes Rental & Government Customers) at Participating Isuzu UTE Dealers only. For 19MY & later vehicle models, the Capped Price Servicing covers the first 7 Scheduled Services for up to 7 years/105,000km (whichever occurs first). CPS Program is subject to change. For full terms & conditions, current pricing & model eligibility visit [isuzuute.com.au/service-plus-disclaimer](http://isuzuute.com.au/service-plus-disclaimer).



## Safety

IDAS	Every MU-X comes with Isuzu's Intelligent Driver Assistance System (IDAS <sup>®</sup> ) built-in to protect and enhance the driving experience. IDAS includes smart technologies as well as other passive and active safety features.
------	---

<sup>®</sup>IDAS features are designed to assist the driver, but should not be relied upon nor used as a substitute for safe driving practices. Feature operation may vary in different driving conditions. For full explanation of limitations, see Owner's & Driver's Manual.



ANCAP RATING	The entire MU-X range has achieved a maximum 5-star ANCAP safety rating in 2022.
--------------	--



# SPECIFICATIONS

## Engine

	4x2 <sup>+</sup>			4x4 <sup>+</sup>		
	LS-M	LS-U	LS-T	LS-M	LS-U	LS-T
2999cc DOHC 4cyl. with intercooled turbocharger (450Nm, 140kW)	●	●	●	●	●	●

## Transmissions

6-speed "Rev-Tronic" automatic transmission with sequential sport mode	●	●	●	●	●	●
--	---	---	---	---	---	---

## Safety and Security

4-channel 4-sensor Anti-lock Brake System (ABS) with Electronic Brakeforce Distribution (EBD)	●	●	●	●	●	●
Electronic Stability Control (ESC)	●	●	●	●	●	●
Traction Control System (TCS)	●	●	●	●	●	●
Emergency Brake Assist (EBA)	●	●	●	●	●	●
Hill Start Assist (HSA)	●	●	●	●	●	●
Hill Descent Control (HDC)	●	●	●	●	●	●
Roll-Over Mitigation (ROM)	●	●	●	●	●	●
Autonomous Emergency Braking (AEB)	●	●	●	●	●	●
Turn Assist with AEB	●	●	●	●	●	●
Post-Collision Braking (PCB)	●	●	●	●	●	●
Forward Collision Warning (FCW)	●	●	●	●	●	●
Misacceleration Mitigation	●	●	●	●	●	●
Adaptive Cruise Control (ACC) with Stop and Go Functionality	●	●	●	●	●	●
Traffic Sign Recognition (TSR)	●	●	●	●	●	●
Intelligent Speed Limiter	●	●	●	●	●	●
Manual Speed Limiter	●	●	●	●	●	●
Lane Departure Warning (LDW)	●	●	●	●	●	●
Lane Departure Prevention (LDP)	●	●	●	●	●	●
Lane Keep Assist (LKA)	●	●	●	●	●	●
Emergency Lane Keeping (ELK)	●	●	●	●	●	●
Lane Support System (LSS) Switch (disables LDW, LDP, LKA, ELK)	●	●	●	●	●	●
Driver Attention Assist	●	●	●	●	●	●
Blind Spot Monitoring (BSM)	●	●	●	●	●	●
Rear Cross Traffic Alert (RCTA)	●	●	●	●	●	●
BSM/RCTA Auto Switch Off (disables BSM/RCTA when the genuine tow harness is connected)	●	●	●	●	●	●
Reversing Camera with dynamic guidelines	●	●	●	●	●	●
Front Park Assist Sensors	●	●	●	●	●	●
Rear Park Assist Sensors	●	●	●	●	●	●
8 Airbags: dual front, curtain, side, driver's knee and far side airbags	●	●	●	●	●	●
Passenger side SRS airbag on/off switch	●	●	●	●	●	●
Height-adjustable upper mounts for front seat belts	●	●	●	●	●	●
Pre-tensioners with load limiters for front seat belts	●	●	●	●	●	●
Pre-tensioners with load limiters for outer second row seat belts	●	●	●	●	●	●
3-point retractable seat belts for third row and centre seating positions	●	●	●	●	●	●
Intelligent seatbelt reminder (all seats)	●	●	●	●	●	●
Three childseat top tethers for second row	●	●	●	●	●	●
Two ISO FIX compatible anchor points for second row	●	●	●	●	●	●
Height-adjustable head restraints for all seats	●	●	●	●	●	●
Child-proof rear door locks	●	●	●	●	●	●
Anti-theft alarm	●	●	●	●	●	●
Side anti-intrusion bars inside all doors	●	●	●	●	●	●
Engine immobilizer	●	●	●	●	●	●
Rear window demister with timer and intermittent wiper	●	●	●	●	●	●
High Density Polyethylene (HDPE) fuel tank	●	●	●	●	●	●
High mount brake light on tailgate	●	●	●	●	●	●
Dual horn	●	●	●	●	●	●

## Protection

Under-front steel skid plate	●	●	●	●	●	●
Steel plate guards: sump, transfer case, fuel tank leading edge; reinforced resin under fuel tank	●	●	●	●	●	●

## Suspension and Brakes

Electric Park Brake with Auto Hold feature	●	●	●	●	●	●
Single 10 inch servo brake master cylinder	●	●	●	●	●	●
Rear 5-link coil suspension with stabiliser bar	●	●	●	●	●	●
Front independent, coil spring suspension w/gas shock absorbers, upper and lower wishbones and stabiliser bar	●	●	●	●	●	●
Heavy-duty brakes: 320mm ventilated front discs w/twin-pot calipers, 318mm ventilated rear discs with single-pot calipers	●	●	●	●	●	●

\*Limited stock available on these models. Please contact your local Isuzu UTE Dealer for more information.

# SPECIFICATIONS

## Seating

	4x2 <sup>+</sup>			4x4 <sup>+</sup>		
	LS-M	LS-U	LS-T	LS-M	LS-U	LS-T
High grade cloth seats	●	●		●	●	
Leather accented seats			●			●
Front bucket whiplash protection seats	●	●	●	●	●	●
6-way adjustable driver seat	●	●		●	●	
8-way electric adjustable driver seat			●			●
Electric adjustable lumbar support (driver seat only)		●	●		●	●
4-way electric adjustable front passenger seat			●			●
60:40 reclining split-fold second row seats with fold away centre arm rest	●	●	●	●	●	●
50:50 reclining split-fold third row seats	●	●	●	●	●	●
Variable heated front driver and passenger seats			●			●

## In-cabin Storage

Upper and lower glovebox compartments	●	●	●	●	●	●
Power outlet in lower instrument panel	●	●	●	●	●	●
Centre floor console with two USB ports	●	●	●	●	●	●
Dual-purpose driver and front passenger cup holder tray	●	●	●	●	●	●
Rear passenger door cup holders	●	●	●	●	●	●
Second row fold out cup holder/storage tray	●	●	●	●	●	●
Third row outer armrests with integrated cup holders	●	●	●	●	●	●
Pockets on backs of front seats	●	●	●	●	●	●
Overhead console with twin map lights and flip-down sunglasses case	●	●	●	●	●	●
Front door storage compartment with bottle bulge	●	●	●	●	●	●
Two coat hooks	●	●	●	●	●	●
Flip up convenience hook behind passenger front seat	●	●	●	●	●	●
Storage space under rear cargo flooring	●	●	●	●	●	●
Tool storage space inside rear cargo wall (driver side)	●	●	●	●	●	●

## Exterior Style

Short front overhang for optimal manoeuvrability and approach angle	●	●	●	●	●	●
Bi-LED headlights with auto-levelling function	●	●	●	●	●	●
Automatic headlights	●	●	●	●	●	●
Automatic high beam	●	●	●	●	●	●
Coming home light	●	●	●	●	●	●
LED Daytime Running Lights (DRLs)	●	●	●	●	●	●
LED fog lights		●	●		●	●
Black and gunmetal grey grille	●			●		
Magnetite and black chrome grille		●	●		●	●
Colour-coded front bumper	●	●	●	●	●	●
Black aluminium side steps	●			●		
Magnetite aluminium side steps		●	●		●	●
Black door handles	●			●		
Colour-coded door handles		●	●		●	●
Manual tailgate with integrated rear spoiler	●			●		
Hands-free power tailgate with integrated rear spoiler		●	●		●	●
Colour-coded power fold-in door mirrors with integrated turn indicators		●	●		●	●
Black power door mirrors	●			●		
Rear privacy glass		●	●		●	●
Heated door mirrors		●	●		●	●
Centre front roof-mounted bee-sting aerial	●	●	●	●	●	●
Roof rails (maximum load capacity 100kg)		●	●		●	●
LED rear combination lamps	●	●	●	●	●	●

# SPECIFICATIONS

## Cabin Amenities

	4x2 <sup>+</sup>			4x4 <sup>+</sup>		
	LS-M	LS-U	LS-T	LS-M	LS-U	LS-T
Dual zone climate control air-conditioning with integrated heater/demister		●	●		●	●
Manual air-conditioning with integrated heater/demister	●			●		
Second and third row air-conditioning vents with controls	●	●	●	●	●	●
Pollen and fine particle air filter	●	●	●	●	●	●
Power windows with one-touch up/down driver's window with safety stop	●	●	●	●	●	●
Comfort turn signal	●	●	●	●	●	●
Central locking with keyless entry	●	●	●	●	●	●
Smart keyless entry		●	●		●	●
Walk away door lock		●	●		●	●
Welcome home light		●	●		●	●
Push button start	●	●	●	●	●	●
Remote engine start			●			●
Ambient door lighting			●			●
Centre console overhead guidelight			●			●
Power-adjustable door mirrors with turn indicator lights		●	●		●	●
Power-adjustable door mirrors	●			●		
4 speaker sound system	●			●		
8 speaker sound system		●	●		●	●
9 inch touchscreen display with Apple CarPlay® and Android Auto™		●	●		●	●
7 inch touchscreen display with Apple CarPlay® and Android Auto™	●			●		
Built-in satellite navigation with MID turn-by-turn directions		●	●		●	●
Two rear centre console USB charging ports	●	●	●	●	●	●
Tilt and telescopic adjustable steering wheel with electric power steering	●	●	●	●	●	●
Urethane steering wheel with cruise, audio and voice recognition controls	●			●		
Leather steering wheel with cruise, audio and voice recognition controls		●	●		●	●
Smart MID with digital speedometer, safety information, fuel economy & range, odometer, trip information and service reminder	●	●	●	●	●	●
Tyre Pressure Monitoring System		●	●		●	●
Electro-luminescent gauges	●	●	●	●	●	●
*Terrain Command" 4x4 select dial				●	●	●
Rear Differential Lock button				●	●	●
Rough Terrain Mode button				●	●	●
Automatic Windshield Wipers	●	●	●	●	●	●
Intuitive Flat Wiper Blade		●	●		●	●
Manual day/night interior rear view mirror	●			●		
Auto-dimming rear view mirror		●	●		●	●
Sun visors with vanity mirrors (driver and passenger) and ticket retaining strap (driver)		●	●		●	●
Sun visors with vanity mirror (passenger) and ticket retaining strap (driver)	●			●		
Fixed A-pillar assist-grips for driver and front passenger	●	●	●	●	●	●
Fixed B-pillar assist-grips for rear passengers	●	●	●	●	●	●
Folding assist-grips for driver and front passenger	●	●	●	●	●	●
Folding assist-grips for rear passengers	●	●	●	●	●	●
Carpet flooring	●	●	●	●	●	●
12 volt power outlets in lower instrument panel and rear cargo area	●	●	●	●	●	●

# FUEL, WEIGHTS AND DIMENSIONS

## MU-X ADR 81/02<sup>A</sup> Fuel Consumption Values

	4x2			4x4		
	LS-M	LS-U	LS-T	LS-M	LS-U	LS-T
Transmission (AT = Automatic)	AT	AT	AT	AT	AT	AT
<b>FUEL CONSUMPTION (litres/100km)</b>						
Combined	7.8	7.8	7.8	8.3	8.3	8.3
Urban	9.6	9.6	9.6	10.3	10.3	10.3
Extra Urban	6.8	6.8	6.8	7.2	7.2	7.2
<b>CO<sup>2</sup> (g/km)</b>						
Combined	206	206	206	220	220	220
Urban	253	253	253	271	271	271
Extra Urban	179	179	179	190	190	190

## Dimensions (mm unless stated otherwise)

Wheelbase	2855	2855	2855	2855	2855	2855
Overall length	4850	4850	4850	4850	4850	4850
Overall width (excluding door mirrors)	1870	1870	1870	1870	1870	1870
Overall height	1815	1825	1825	1815	1825	1825
Front overhang	895	895	895	895	895	895
Rear overhang	1100	1100	1100	1100	1100	1100
Wheel track width	1570	1570	1570	1570	1570	1570
Ground clearance	230	235	235	230	235	235
Turning circle diameter between kerbs (metres)	11.4	11.4	11.4	11.4	11.4	11.4
Approach angle	28.6°	29.2°	29.2°	28.6°	29.2°	29.2°
Departure angle	27.6°	26.9°	26.4°	27.6°	26.9°	26.4°
Ramp-over angle	22.6°	23.1°	23.1°	22.6°	23.1°	23.1°
Wading depth <sup>†</sup>	800	800	800	800	800	800

## Interior (mm)

Leg room - front	1075	1075	1075	1075	1075	1075
Leg room - 2nd row	915	915	915	915	915	915
Leg room - 3rd row	850	850	850	850	850	850
Shoulder room - front	1460	1460	1460	1460	1460	1460
Head room - front	1020	1020	1020	1020	1020	1020
Rear cargo space - 2nd & 3rd row flat	2138	2138	2138	2138	2138	2138
Rear cargo space - 3rd row flat	1119	1119	1119	1119	1119	1119
Rear cargo space - 3rd row up	311	311	311	311	311	311

## Mass (kg)

Gross Vehicle Mass (GVM)	2700	2700	2700	2800	2800	2800
Kerb weight <sup>‡</sup>	2045	2060	2090	2135	2155	2180
Payload <sup>~</sup>	655	640	610	665	645	620
Gross Combination Mass (GCM)	5900	5900	5900	5900	5900	5900
Maximum towing mass (braked trailer)	3500	3500	3500	3500	3500	3500
Maximum towing mass (non-braked trailer)	750	750	750	750	750	750
Maximum tow ball download (when fitted with genuine Isuzu UTE tow kit)	350	350	350	350	350	350
Fuel tank capacity (litres)	80	80	80	80	80	80

<sup>A</sup>Fuel consumption & emissions figures based on ADR 81/02 and are to be used for vehicle comparison purposes only. Actual fuel consumption & emissions will vary depending on many factors including, but not limited to, traffic conditions, individual driving style & vehicle condition.

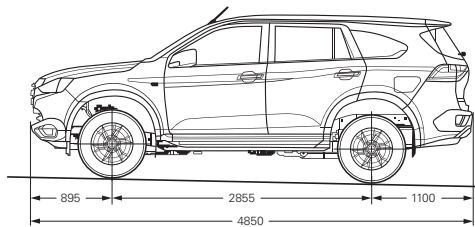
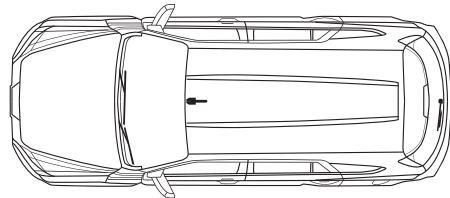
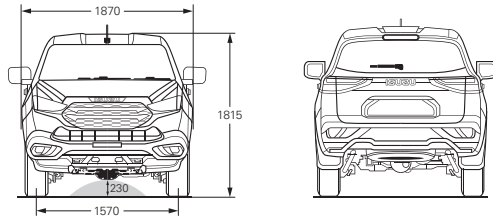
<sup>†</sup>Up to 800mm of wading depth on all MU-X models when travelling at a consistent speed of 7km/h. Water ingress may occur if speed is not maintained or if the vehicle is static in water above 350mm.

<sup>‡</sup>Kerb weight - unladen mass of vehicle & full tank of fuel. Fuel weight ratio is based on Fuel Standard (Automotive Diesel) Determination 2001. <sup>~</sup>Payload equals GVM minus kerb weight.

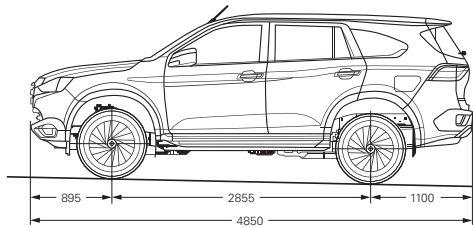
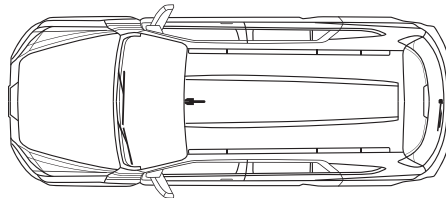
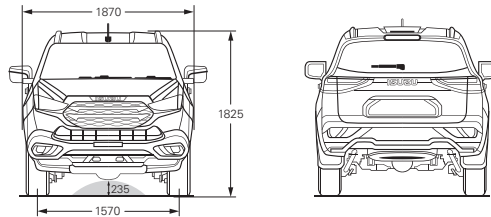
# BODY STYLES AND DIMENSIONS



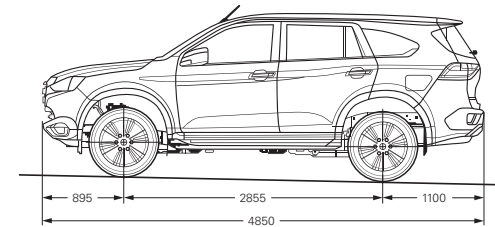
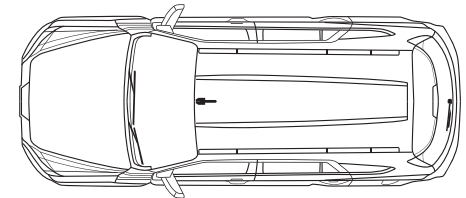
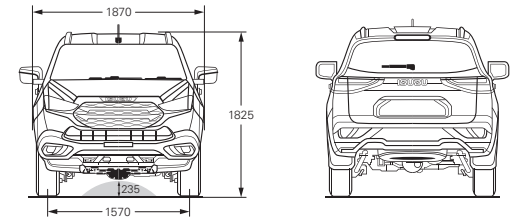
**Isuzu MU-X LS-M 4x2 and 4x4**



**Isuzu MU-X LS-U 4x2 and 4x4**



**Isuzu MU-X LS-T 4x2 and 4x4**



# BODY COLOUR OPTIONS

## Body Colours



**Basalt Black mica**



**Cobalt Blue mica**



**Galaxy Blue mica**  
(LS-U & LS-T Exclusive)



**Magnetic Red mica**



**Mercury Silver metallic**



**Mineral White**



**Moonstone White pearl**  
(LS-U & LS-T Exclusive)




**Obsidian Grey mica**

Colours depicted herein may differ from actual due to the printing process.

# TRIMS AND WHEELS

## Interior Trim



**High Grade Cloth**  
(On LS-M & LS-U models)



**Leather Accented\***  
(On LS-T models)

## Wheels



**LS-M**  
17" Alloy Wheels with All-Terrain Tyres



**LS-U**  
18" Tungsten Silver Alloy Wheels  
with Highway-Terrain Tyres



**LS-T**  
20" Machined Two-tone Alloy Wheels  
with Highway-Terrain Tyres

\*Seats have leather touches or accents, but are not wholly leather.

Please read with the 23MY Isuzu MU-X vehicle brochure. All information is true and correct at the time of publishing, December 2022. Isuzu UTE Australia reserves the right to change specifications and features at any time. Colours depicted herein may differ from actual. Please refer to [isuzuute.com.au](https://www.isuzuute.com.au) or consult your authorised Isuzu UTE Dealer for current availability of models, options, specifications, colours and Isuzu UTE Accessories.

